



LIUGONG MEDIUM EXCAVATOR

922F

ISLAND-READY HEAVY
EQUIPMENT SOLUTIONS



MICRONESIA
CONTRACTORS SOLUTIONS



MCSHEAVYEQUIPMENT.COM



+1 (671) 473-4374



17-3311 CORSAIR RD., TIYAN, GU 96931

SPECIFICATIONS

ENGINE

High pressure common rail, electronically controlled direct injection fuel system with 3 power modes, auto-idle and auto-shutdown features.

Emissions rating	EPA Tier 4 Final/EU Stage V
Make	Cummins
Model	B6.7
Aspiration	Variable-Geometry Turbocharged (VGT)
Charged air cooling	Aftercooler
Cooling fan drive	(6) Electric motors, reversing
Displacement	409 in ³ (6.7 L)
Gross power	158 hp (116 kW) @ 2,200 rpm
Net power	147 hp (108 kW) @ 2,200 rpm
Peak torque	550 lbf-ft (746 N-m) @ 1,300 rpm
Cylinders	6-cylinder, in-line, water-cooled
Bore x Stroke	4.2 in x 4.9 in (107 mm x 124 mm)

HYDRAULIC SYSTEM

Main pump, type	Two variable displacement piston pumps
Main pump, maximum flow	2 x 60 gpm (2 x 228 L/min)
Implement pressure	Normal: 4,975 psi (34.3 MPa) Power boost: 5,410 psi (37.3 MPa)
Auxiliary 1, one-way pressure	2,610 psi (18.0 MPa)
Auxiliary 1, two-way pressure	4,350 psi (30 MPa)
Auxiliary 1, maximum flow	40 gpm (150 L/min)
Auxiliary 2, two-way pressure	3,200 psi (22 MPa)
Auxiliary 2, maximum flow	12 gpm (45 L/min)
Slew circuit pressure	4,000 psi (27.6 MPa)
Travel circuit pressure	4,975 psi (34.3 MPa)
Pilot pump, type	Gear pump
Pilot circuit pressure	508-566 psi (3.5-3.9 MPa)
Pilot pump, maximum flow	4.6 gpm (17.5 L/min)

OPERATING WEIGHT

Operating weight, typical	50,265 lb (22,800 kg)
Operating weight, maximum	56,220 lb (25,500 kg)

SERVICE CAPACITIES

Fuel tank	105.7 gal (400 L)
Engine oil	6.6 gal (25 L)
Final drive, each	1.5 gal (5.5 L)
Swing drive	0.9 gal (3.4 L)
Cooling system	6.6 gal (25 L)
Hydraulic reservoir	50.2 gal (190 L)
Hydraulic system total	79.3 gal (300 L)
DEF tank	11.6 gal (44 L)

UNDERCARRIAGE

Track shoe, each side	49
Link pitch	7.5 in (190 mm)
Track shoe width, typical	24 in (600 mm)
Bottom rollers, each side	8
Top rollers, each side	2

SWING SYSTEM

Planetary gear reduction driven by high torque axial piston motor, with oil disk brake. Swing parking brake resets within five seconds after swing controls return to neutral.	
Swing speed	10.5 rpm
Swing torque	57,680 lbf-ft (78,200 N-m)

DRIVE & BRAKES

2-speed axial piston motors with oil disk brakes. Steering controlled by two hand levers with pedals.	
Max. travel speed	High: 3.5 mph (5.6 km/h) Low: 2.0 mph (3.3 km/h)
Gradeability	35%/70%
Max. drawbar pull	49,458 lbf (220 kN)

ELECTRIC SYSTEM

System voltage	24 V
Battery	2 x 12 V
Alternator	24 V-180 A
Starter motor	24 V-10 hp (24 V-7.8 kW)

SOUND PERFORMANCE

Interior sound level (ISO 6396)	68 dB(A)
Exterior sound level (ISO 6395)	99 dB(A)

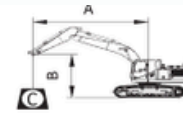


SPECIFICATIONS

A: Load radius
 B: Load point height
 C: Lifting capacity
 Cf: Rating over front
 Cs: Rating over side



Conditions:
 Boom length: 17 ft 0 in (5,170 mm)
 Arm length: As specified
 Counterweight: 8,818 lb (4,000 kg)
 Shoes: As specified
 Bucket: None



1. *Indicates the load is limited by hydraulic capacity rather than the tipping capacity.
 2. The below loads are in compliance with the ISO 10567 lift capacity rating standard and do not exceed 87% of the hydraulic lifting capacity or 75% of the tipping load.
 3. Rating at bucket lift point.

922F WITH 24 IN (600 MM) SHOES, 7 FT 10 IN (2,400 MM) ARM

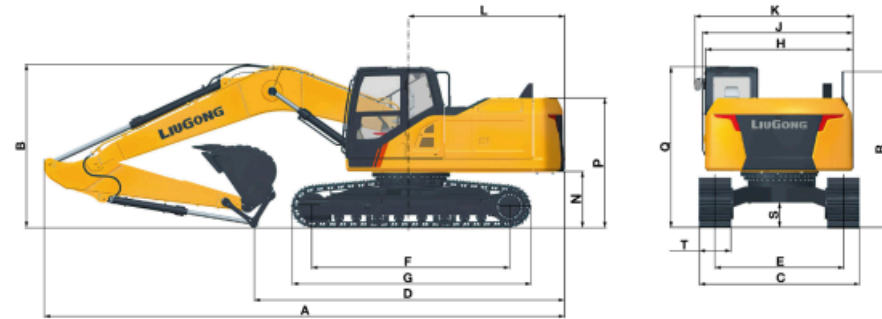
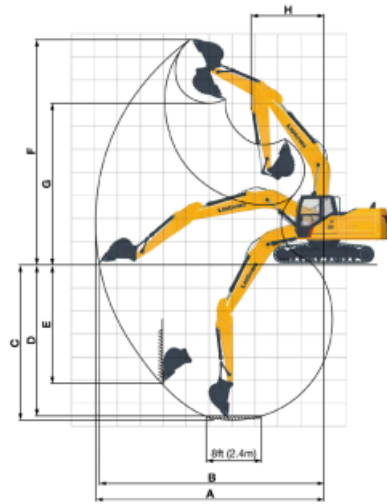
A Reach: ft (m)														
B: Height ft (m)	Weight	10 ft (3 m)		15 ft (4.5 m)		20 ft (6 m)		25 ft (7.5 m)		26 ft (8 m)		MAX REACH		
		Cf	Cs	Cf	Cs	Cf	Cs	Cf	Cs	Cf	Cs	Cf	Cs	Distance
25 ft 0 in 7.5 m	lb kg											*11,720 *5,316	*11,720 *5,316	18 ft 4 in 5.6 m
20 ft 0 in 6 m	lb kg					*11,275 *5,114	*11,275 *5,114					*11,398 *5,170	9,818 4,453	22 ft 4 in 6.8 m
15 ft 0 in 4.5 m	lb kg	*19,738 *8,953	*19,738 *8,953	*14,301 *6,487	*14,301 *6,487	*12,218 *5,542	11,718 5,315					*11,503 *5,218	8,297 3,763	24 ft 7 in 7.5 m
10 ft 0 in 3 m	lb kg			*17,991 *8,160	16,578 7,520	*13,827 *6,272	11,152 5,058	*12,010 *5,448	8,111 3,679			*11,781 *5,344	7,490 3,398	25 ft 1 in 7.9 m
5 ft 0 in 1.5 m	lb kg			*21,106 *9,574	15,443 7,005	*15,429 *6,999	10,600 4,808	*12,730 *5,774	7,862 3,566			11,665 5,291	7,183 3,258	26 ft 3 in 8 m
Ground Level	lb kg			*22,406 *10,163	14,918 6,767	*16,444 *7,459	10,23 4,642	12,616 5,722	7,684 3,485			11,954 5,422	7,309 3,315	25 ft 7 in 7.8 m
-5 ft 0 in -1.5 m	lb kg	*21,182 *9,608	*21,182 *9,608	*22,095 *10,022	14,829 6,726	*16,493 *7,481	10,107 4,585					13,074 5,930	7,933 3,598	23 ft 11 in 7.3 m
-10 ft 0 in -3 m	lb kg	*27,730 *12,578	*27,730 *12,578	*20,178 *9,152	15,050 6,826	*14,938 *6,776	10,270 4,658					*13,547 *6,145	9,517 4,317	21 ft 0 in 6.4 m
-15 ft 0 in -4.5 m	lb kg	*21,015 *9,532	*21,015 *9,532	*15,070 *6,836	*15,070 *6,836							*13,296 *6,031	*13,296 *6,031	16 ft 1 in 4.9 m

922F WITH 28 IN (700 MM) SHOES, 9 FT 7 IN (2,900 MM) ARM

A Reach: ft (m)														
B: Height ft (m)	Weight	10 ft (3 m)		15 ft (4.5 m)		20 ft (6 m)		25 ft (7.5 m)		26 ft (8 m)		MAX REACH		
		Cf	Cs	Cf	Cs	Cf	Cs	Cf	Cs	Cf	Cs	Cf	Cs	Distance
25 ft 0 in 7.5 m	lb kg					*9,393 *4,260	*9,393 *4,260					*8,632 *3,916	*8,632 *3,916	20 ft 0 in 6.1 m
20 ft 0 in 6 m	lb kg					*10,123 *4,592	*10,123 *4,592					*8,506 *3,858	*8,506 *3,858	23 ft 7 in 7.2 m
15 ft 0 in 4.5 m	lb kg			*12,749 *5,783	*12,749 *5,783	*11,196 *5,079	*11,196 *5,079	*10,525 *4,774	8,542 3,874			*8,473 *3,843	7,837 3,555	25 ft 11 in 7.9 m
10 ft 0 in 3 m	lb kg			*16,442 *7,458	*16,442 *7,458	*12,901 *5,852	11,436 5,187	*11,263 *5,109	8,280 3,756	*10,956 *4,970	7,508 3,405	*8,358 *3,791	7,083 3,213	27 ft 3 in 8.3 m
5 ft 0 in 1.5 m	lb kg			*19,915 *9,033	15,872 7,199	*14,673 *6,655	10,811 4,904	*12,149 *5,511	7,975 3,618	*11,608 *5,265	7,281 3,303	*8,676 *3,935	6,784 3,077	27 ft 7 in 8.4 m
Ground Level	lb kg	*13,365 *6,062	*13,365 *6,062	*21,838 *9,906	15,134 6,865	*15,953 *7,236	10,355 4,697	12,744 5,781	7,735 3,508	11,642 5,281	7,102 3,222	*9,847 *4,467	6,874 3,118	26 ft 11 in 8.2 m
-5 ft 0 in -1.5 m	lb kg	*22,498 *10,205	*22,498 *10,205	*22,119 *10,033	14,898 6,758	*16,373 *7,426	10,143 4,601	12,640 5,733	7,641 3,466			*12,006 *5,446	7,400 3,357	25 ft 3 in 7.7 m
-10 ft 0 in -3 m	lb kg	*29,623 *13,437	28,228 12,804	*20,850 *9,457	15,015 6,811	*15,530 *7,045	10,196 4,625					*13,253 *6,012	8,737 3,963	22 ft 4 in 6.8 m
-15 ft 0 in -4.5 m	lb kg	*24,068 *10,917	*24,068 *10,917	*17,246 *7,823	15,509 7,035							*13,925 *6,316	12,152 5,512	17 ft 9 in 5.4 m



SPECIFICATIONS



WORKING RANGES

Description		Short Arm	Long Arm
Boom		18 ft 9 in (5,710 mm)	
Arm options		7 ft 10 in (2,400 mm)	9 ft 7 in (2,915 mm)
A	Max. digging reach	31 ft 3 in (9,530 mm)	32 ft 5 in (9,870 mm)
B	Max. digging reach at ground level	30 ft 9 in (9,360 mm)	31 ft 11 in (9,720 mm)
C	Max. digging depth	20 ft 6 in (6,250 mm)	22 ft 0 in (6,700 mm)
D	Max. digging depth 8 ft (2.4m) level	19 ft 10 in (6,050 mm)	21 ft 5 in (6,540 mm)
E	Max. vertical wall digging depth	17 ft 0 in (5,175 mm)	15 ft 10 in (4,820 mm)
F	Max. digging height	32 ft 2 in (9,810 mm)	31 ft 11 in (9,740 mm)
G	Max. dumping height	23 ft 0 in (7,010 mm)	23 ft 0 in (7,000 mm)
H	Min. swing radius	10 ft 6 in (3,210 mm)	10 ft 3 in (3,135 mm)
Arm digging force (ISO)	Normal	26,078 lbf (116 kN)	21,806 lbf (97 kN)
	Power Boost	28,326 lbf (126 kN)	23,605 lbf (105 kN)
Bucket digging force (ISO)	Normal	31,473 lbf (140 kN)	
	Power Boost	34,283 lbf (152.5 kN)	
Bucket capacity		1.44 yd ³ (1.1 m ³)	
Bucket tip radius		4 ft 10 in (1,478 mm)	
Bucket width		44 in (1,113 mm)	

DIMENSIONS

Description	Short Arm	Long Arm
Boom	18 ft 9 in (5,710 mm)	
Arm options	7 ft 10 in (2,400 mm)	9 ft 7 in (2,915 mm)
A	Shipping length	31 ft 9 in (9,670 mm)
B	Shipping height top of boom	10 ft 4 in (3,150 mm)
C	Undercarriage width, 24 in (600 mm) shoes	9 ft 10 in (2,990 mm)
D	Shipping length on ground	22 ft 8 in (6,914 mm)
E	Track gauge	7 ft 10 in (2,390 mm)
F	Length to center of rollers	12 ft 0 in (3,650 mm)
G	Track length	14 ft 7 in (4,445 mm)
H	Overall width of upper structure	9 ft 1 in (2,760 mm)
J	Overall width of upper structure including cab handrail	9 ft 4 in (2,850 mm)
K	Overall width of upper structure including cab rearview mirror	10 ft 1 in (3,070 mm)
L	Tail swing radius	9 ft 4 in (2,850 mm)
N	Counterweight ground clearance	3 ft 6 in (1,060 mm)
P	Overall height of counterweight	8 ft 0 in (2,430 mm)
Q	Overall height of cab	9 ft 11 in (3,010 mm)
R	Overall height of platform handrail	10 ft 4 in (3,150 mm)
S	Minimum ground clearance	19 in (470 mm)
T	Track shoe width	24 in (600 mm)
		28 in (700 mm)
		32 in (800 mm)
		35 in (900 mm)

