



LIUGONG MEDIUM EXCAVATOR

**913FCR**

ISLAND-READY HEAVY  
EQUIPMENT SOLUTIONS



**MICRONESIA**  
CONTRACTORS SOLUTIONS



MCSHEAVYEQUIPMENT.COM



+1 (671) 473-4374



17-3311 CORSAIR RD., TIYAN, GU 96931

# SPECIFICATIONS

## ENGINE

High pressure common rail, electronically controlled direct injection fuel system with 3 power modes, auto-idle and auto-shutdown features.

Emissions rating	EPA Tier 4 Final/EU Stage V
Make	Cummins
Model	F3.8
Aspiration	Variable-Geometry Turbocharged (VGT)
Charged air cooling	Aftercooler
Cooling fan drive	Mechanical, direct
Displacement	231.9 in <sup>3</sup> (3.8 L)
Gross power	102 hp (75 kW) @ 2,200 rpm
Net power	94 hp (69.5 kW) @ 2,200 rpm
Peak torque	369 lbf-ft (500 N-m) @ 1,500 rpm
Cylinders	4-cylinder, in-line, water-cooled
Bore x Stroke	4.0 in x 4.5 in (102 mm x 115 mm)

## HYDRAULIC SYSTEM

Main pump, type	Two variable-displacement piston pumps
Main pump, maximum flow	2 x 31 gpm (2 x 117 L/min)
Implement pressure	Normal: 4,975 psi (34.3 MPa) Power boost: 5,410 psi (37 MPa)
Auxiliary 1, one-way pressure	4,350 psi (30 MPa)
Auxiliary 1, two-way pressure	4,350 psi (30 MPa)
Auxiliary 1, maximum flow	31 gpm (117 L/min)
Auxiliary 2, two-way pressure	3,625 psi (25 MPa)
Auxiliary 2, maximum flow	12 gpm (45 L/min)
Slew circuit pressure	3,843 psi (26.5 MPa)
Travel circuit pressure	4,975 psi (34.3 MPa)
Pilot pump, type	Gear pump
Pilot circuit pressure	508-566 psi (3.5-3.9 MPa)
Pilot pump, maximum flow	4.8 gpm (18 L/min)

## OPERATING WEIGHT

Operating weight, typical	32,408 lb (14,700 kg)
Operating weight, maximum	36,376 lb (16,500 kg)

## SERVICE CAPACITIES

Fuel tank	52.8 gal (200 L)
Engine oil	3.2 gal (12 L)
Final drive, each	0.7 gal (2.5 L)
Swing drive	0.8 gal (3 L)
Cooling system	5.3 gal (20 L)
Hydraulic reservoir	26.4 gal (100 L)
Hydraulic system total	42.3 gal (160 L)
DEF tank	6.6 gal (25 L)

## UNDERCARRIAGE

Track shoes, each side	44
Link pitch	6.9 in (175 mm)
Shoe width, standard	20 in (500 mm)
Bottom rollers, each side	7
Top rollers, each side	1

## SWING SYSTEM

Planetary gear reduction driven by high torque axial piston motor, with oil disk brake. Swing parking brake resets within five seconds after swing controls return to neutral.

Swing speed	11.6 rpm
Swing torque	27,137 lbf-ft (36,793 N-m)

## DRIVE & BRAKES

2-speed axial piston motors with oil disk brakes. Steering controlled by two hand levers with pedals.

Max. travel speed	High: 3.1 mph (4.9 km/h) Low: 1.8 mph (2.9 km/h)
Gradeability	35%/70%
Max. drawbar pull	27,427 lbf (122 kN)

## ELECTRIC SYSTEM

System voltage	24 V
Battery	2 x 12 V
Alternator	24 V-70 A
Starter motor	24 V-6.4 hp (24 V-4.8 kW)

## SOUND PERFORMANCE

Interior sound level (ISO 6396)	72 dB(A)
Exterior sound level (ISO 6395)	99 dB(A)

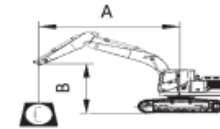


# SPECIFICATIONS

- A: Load radius
- B: Load point height
- C: Lifting capacity
- Cf: Rating over front
- Cs: Rating over side



Conditions:  
 Boom length: 15 ft 1 in (4,600 mm)  
 Arm length: As specified  
 Counterweight: 6,610 lb (3,000 kg)  
 Shoes: 24 in (600 mm)  
 Bucket: None



1. \*Indicates the load is limited by hydraulic capacity rather than the tipping capacity.
2. The below loads are in compliance with the ISO 10567 lift capacity rating standard and do not exceed 87% of the hydraulic lifting capacity or 75% of the tipping load.
3. Rating at bucket lift point.

## 913FCR WITH BLADE, 8 FT 2 IN (2,500 MM) ARM

Blade down

A Reach: ft (m)												
B: Height ft (m)	Weight	5 ft (1.5 m)		10 ft (3 m)		15 ft (4.5 m)		20 ft (6 m)		MAX REACH		Distance
		Cf	Cs	Cf	Cs	Cf	Cs	Cf	Cs	Cf	Cs	
20 ft 6 m	lb kg					*8,000 *3,600	8,000 3,600			*4,500 *2,050	*4,500 *2,050	18 ft 0 in 5.4 m
15 ft 4.5 m	lb kg					*8,400 *3,800	7,950 3,600	*7,350 *3,350	5,000 2,250	*5,200 *2,350	4,600 2,050	20 ft 8 in 6.3 m
10 ft 3 m	lb kg			*13,550 *6,150	*13,550 *6,150	*9,950 *4,500	7,450 3,400	*8,450 *3,800	4,850 2,200	*4,350 *1,950	3,900 1,750	22 ft 8 in 6.9 m
5 ft 1.5 m	lb kg			*18,600 *8,400	12,100 5,450	*11,800 *5,350	6,900 3,100	*9,200 *4,150	4,650 2,100	*5,700 *2,550	3,700 1,650	23 ft 0 in 7 m
Ground Level	lb kg			*15,950 *7,200	11,300 5,100	*12,950 *5,850	6,500 2,950	*9,650 *4,350	4,450 1,200	*5,400 *2,450	3,700 1,650	22 ft 8 in 6.9 m
-5 ft -1.5 m	lb kg	*11,350 *5,150	*11,350 *5,150	*18,950 *8,600	11,200 5,050	*12,800 *5,800	6,300 2,850	*9,250 *4,200	4,350 1,950	*6,250 *2,800	4,050 1,800	21 ft 0 in 6.4 m
-10 ft -3 m	lb kg	*20,100 *9,100	*20,100 *9,100	*15,750 *7,150	11,450 5,150	*10,900 *4,900	6,400 2,900			*8,300 *3,750	5,100 2,300	18 ft 0 in 5.4 m

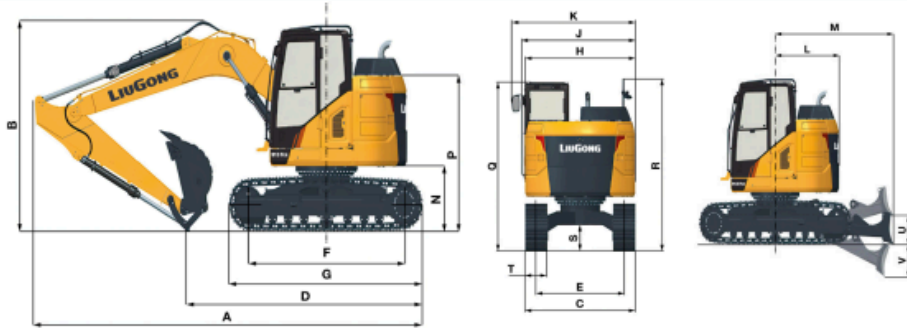
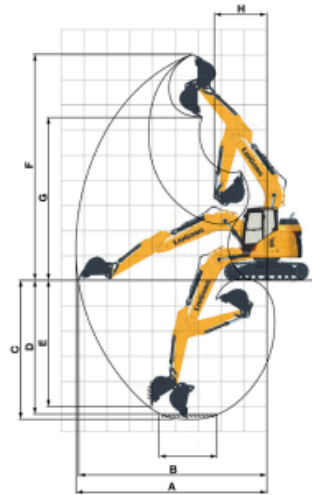
## 913FCR WITH BLADE, 9 FT 6 IN (2,900 MM) ARM

Blade down

A Reach: ft (m)												
B: Height ft (m)	Weight	5 ft (1.5 m)		10 ft (3 m)		15 ft (4.5 m)		20 ft (6 m)		MAX REACH		Distance
		Cf	Cs	Cf	Cs	Cf	Cs	Cf	Cs	Cf	Cs	
20 ft 6 m	lb kg					*7,100 *3,200	*7,100 *3,200			*3,750 *1,700	*3,750 *1,700	19 ft 4 in 5.9 m
15 ft 4.5 m	lb kg					*7,100 *3,200	*7,100 *3,200	*7,400 *3,350	5,100 2,300	*3,650 *1,650	*3,650 *1,650	22 ft 4 in 6.8 m
10 ft 3 m	lb kg			*11,950 *5,400	*11,950 *5,400	*9,200 *4,150	7,600 3,450	*8,000 *3,600	4,950 2,200	*3,550 *1,600	*3,550 *1,600	24 ft 0 in 7.3 m
5 ft 1.5 m	lb kg			*17,350 *7,850	12,450 5,600	*11,250 *5,100	7,000 3,150	*8,850 *4,000	4,650 2,100	*4,500 *2,000	3,400 1,550	24 ft 3 in 7.4 m
Ground Level	lb kg			*17,300 *7,800	11,400 5,150	*12,700 *5,750	6,500 2,950	*9,500 *4,300	4,450 2,000	*4,300 *1,950	3,400 1,500	24 ft 0 in 7.3 m
-5 ft -1.5 m	lb kg	*10,350 *4,700	*10,350 *4,700	*19,500 *8,850	11,150 5,050	*12,950 *5,850	6,300 2,850	*9,450 *4,250	4,300 1,950	*5,400 *2,450	3,700 1,650	22 ft 4 in 6.8 m
-10 ft -3 m	lb kg	*17,400 *7,900	*17,400 *7,900	*16,900 *7,650	11,250 5,100	*11,550 *5,250	6,300 2,850			*7,300 *3,300	4,450 2,000	19 ft 4 in 5.9 m
-15 ft -4.5 m	lb kg			*11,200 *5,050	*11,200 *5,050					*6,850 *3,100	*6,850 *3,100	14 ft 5 in 4.4 m



# SPECIFICATIONS



## WORKING RANGES

Description	Short Arm	Long Arm
Boom	15 ft 1 in (4,600 mm)	
Arm options	8 ft 2 in (2,500 mm)	9 ft 6 in (2,900 mm)
A Max. digging reach	27 ft 3 in (8,315 mm)	28 ft 7 in (8,705 mm)
B Max. digging reach at ground level	26 ft 10 in (8,190 mm)	28 ft 2 in (8,585 mm)
C Max. digging depth	18 ft 0 in (5,490 mm)	19 ft 4 in (6,890 mm)
D Max. digging depth 8 ft (2.4 m) level	17 ft 4 in (5,275 mm)	18 ft 8 in (5,700 mm)
E Max. vertical wall digging depth	16 ft 6 in (5,030 mm)	17 ft 9 in (5,415 mm)
F Max. digging height	29 ft 5 in (8,960 mm)	30 ft 5 in (9,260 mm)
G Max. dumping height	21 ft 5 in (6,530 mm)	22 ft 5 in (6,835 mm)
H Min. swing radius	7 ft 8 in (2,325 mm)	8 ft 0 in (2,430 mm)
Arm digging force (ISO)	Normal	14,590 (65 kN)
	Power Boost	15,737 lbf (70 kN)
Bucket digging force (ISO)	Normal	20,188 lbf (90 kN)
	Power Boost	21,784 lbf (97 kN)
Bucket capacity*	0.6 yd <sup>3</sup> (0.5 m <sup>3</sup> )	
Bucket tip radius*	42 in (1,055 mm)	
Bucket width*	34 in (807 mm)	

\* Factory standard

## DIMENSIONS

Description	Short Arm	Long Arm
Boom	15 ft 1 in (4,600 mm)	
Arm options	8 ft 2 in (2,500 mm)	9 ft 6 in (2,900 mm)
A Shipping length	23 ft 11 in (7,280 mm)	24 ft 0 in (7,305 mm)
B Shipping height top of boom	9 ft 9 in (2,980 mm)	10 ft 6 in (3,190 mm)
C Undercarriage width, with 20 in (500 mm) shoes	8 ft 2 in (2,490 mm)	
D Shipping length on ground	14 ft 7 in (4,435 mm)	14 ft 0 in (4,255 mm)
E Track gauge	6 ft 6 in (1,990 mm)	
F Length to center of rollers	9 ft 7 in (2,930 mm)	
G Track length	12 ft 0 in (3,660 mm)	
H Overall width of upper structure	8 ft 2 in (2,490 mm)	
J Overall width including handrail	8 ft 5 in (2,570 mm)	
K Overall width including cab rearview mirror	9 ft 2 in (2,790 mm)	
L Tail swing radius	5 ft 0 in (1,525 mm)	
M Distance of swing center to blade	9 ft 2 in (2,800 mm)	
N Counterweight ground clearance	3 ft 0 in (295 mm)	
P Overall height of counterweight	7 ft 3 in (2,215 mm)	
Q Overall height of cab	9 ft 11 in (3,020 mm)	
R Overall height of platform handrail	9 ft 8 in (2,935 mm)	
S Minimum ground clearance	17 in (440 mm)	
T Track shoe width	20 in (500 mm)	
	24 in (600 mm)	
	28 in (700 mm)	
	32 in (800 mm)	
U Blade, maximum height	1 ft 8 in (500 mm)	
V Blade, maximum depth	1 ft 11 in (575 mm)	
Blade width with 20 in (500mm) shoes	8 ft 2 in (2,490 mm)	
	Blade width with 24 in (600mm) shoes	
	8 ft 6 in (2,590 mm)	

